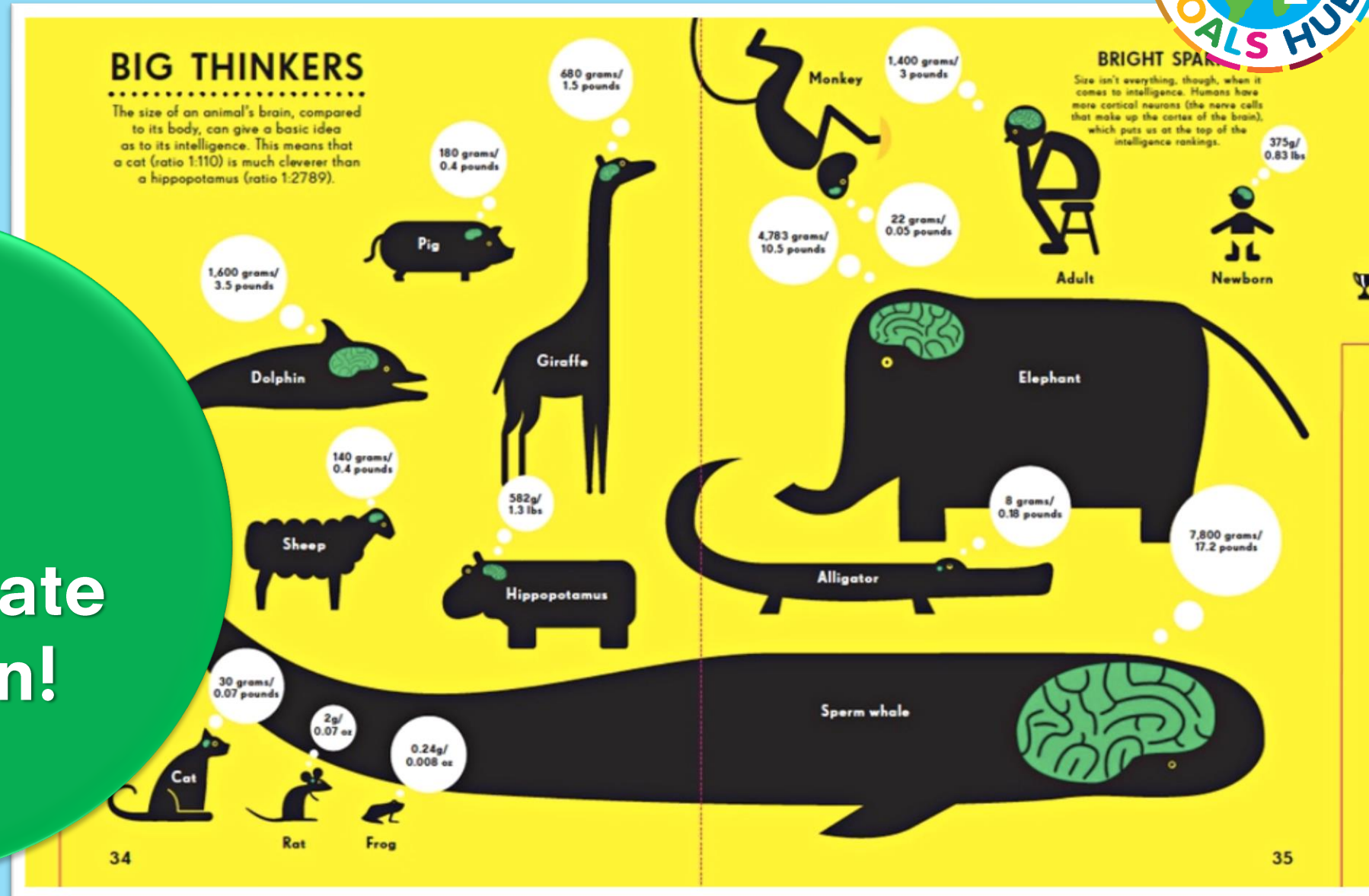




# Infographics: Design Meets data!



A visual way to communicate information!

# Definition:

“An infographic combines text, numbers, and visuals to share information quickly and clearly”



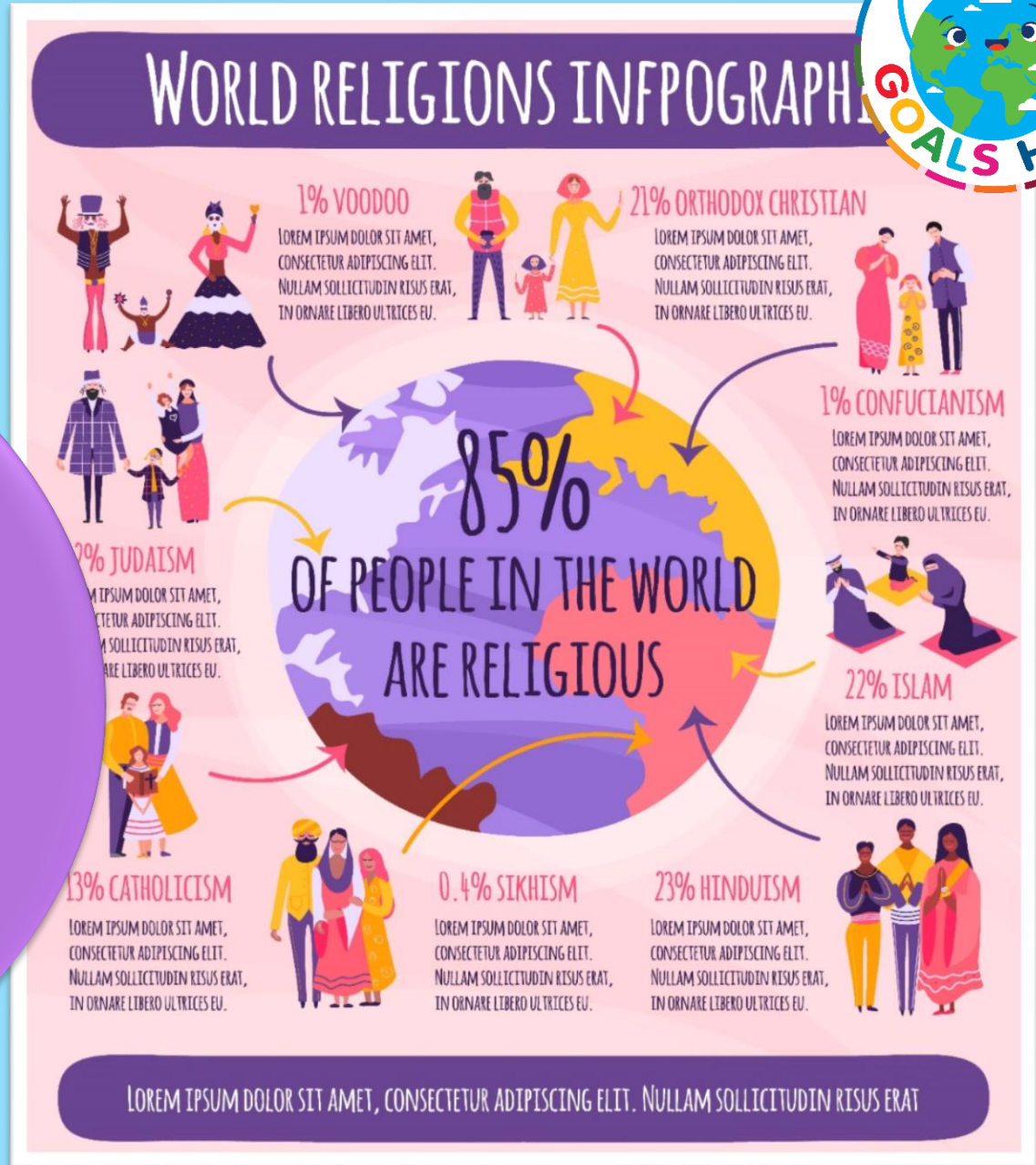
# Brief History

- Old maps and pictures were the first infographics
- Data pictures became important in the 20th century
- Today, digital tools make infographics easy for everyone.



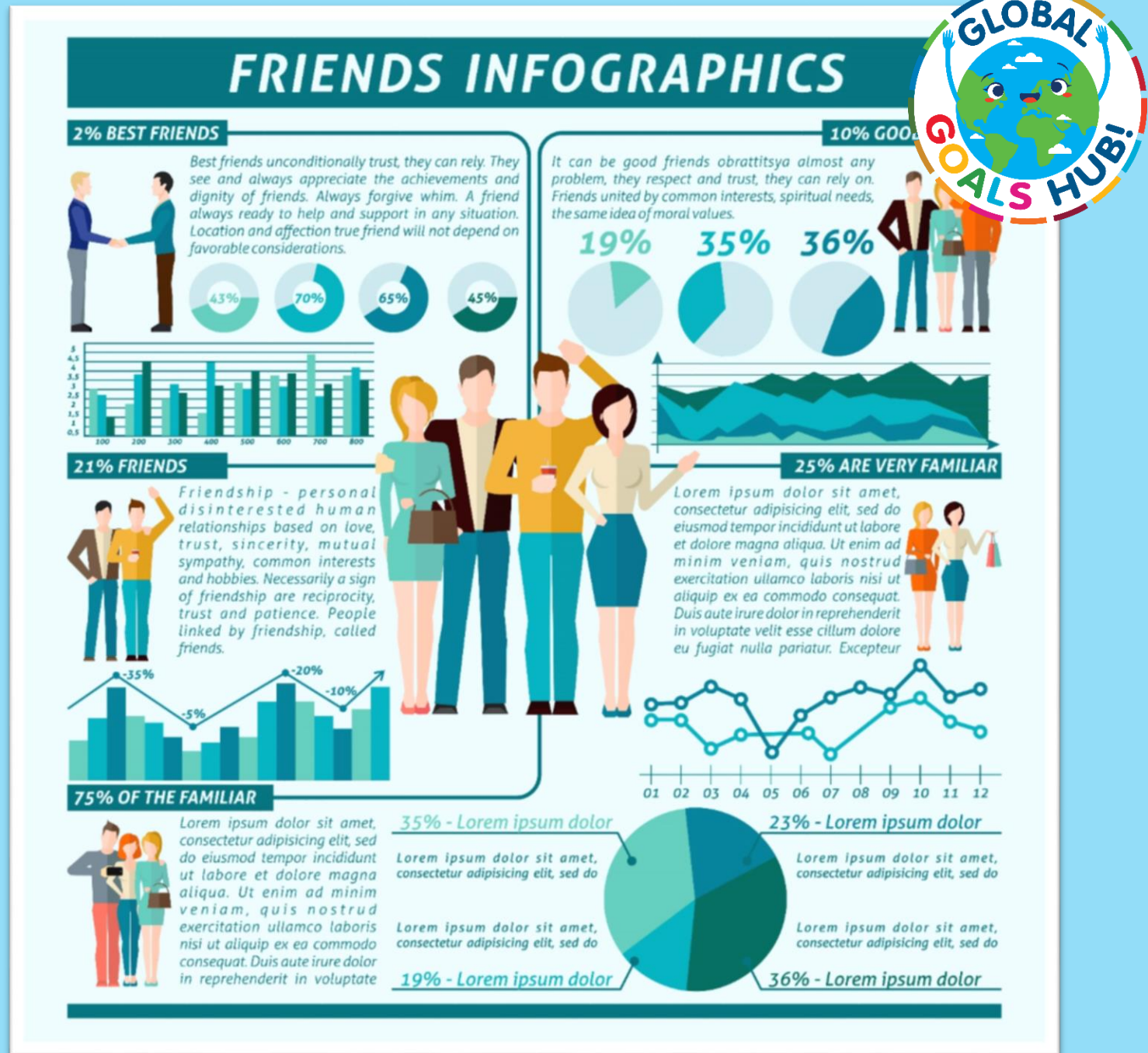
# Why Infographics matter?

- They help people understand complex data fast!
- They help people remember information



# Common Uses

- Education
- Science
- Medicine
- Journalism



# Common Uses



- Marketing
- Social Media
- Environment
- Data Reports

**SUPER SWIMMERS**

**SAVE YOUR BREATH**  
Some animals that live in the water don't have gills, so they have to hold their breath as they swim. But who can last the longest underwater?

\* This is the longest time ever recorded for a human being. The average time a human can hold their breath is only around 1 minute.

Harbour seal	5 minutes
Dolphin	8 minutes
Walrus	10 minutes
Human	22 minutes*
Northern elephant seal	30 minutes
Alligator	2 hours

**PACKED LIKE SARDINES**  
The sardine run is one of the biggest coordinated shoaling movements of fish. They spawn near the African coast. The shoals can be up to 4.5 miles/7 kilometres long, 1 mile/1.6 kilometres wide and are visible from space.

The shoaling fish respond to the position of their neighbours, trying not to get too close to some and keeping far enough away from others.

When threatened, sardines (and other foraging fish) group together to create huge bait balls of up to 20 metres/65.6 feet in diameter to confuse the predators.

Thousands of dolphins feed on the sardines by herding groups of the fish together like sheepdogs.

**THE SQUID AND THE WHALE SHARK**  
A giant squid reaches up to 18 metres/59 feet long.

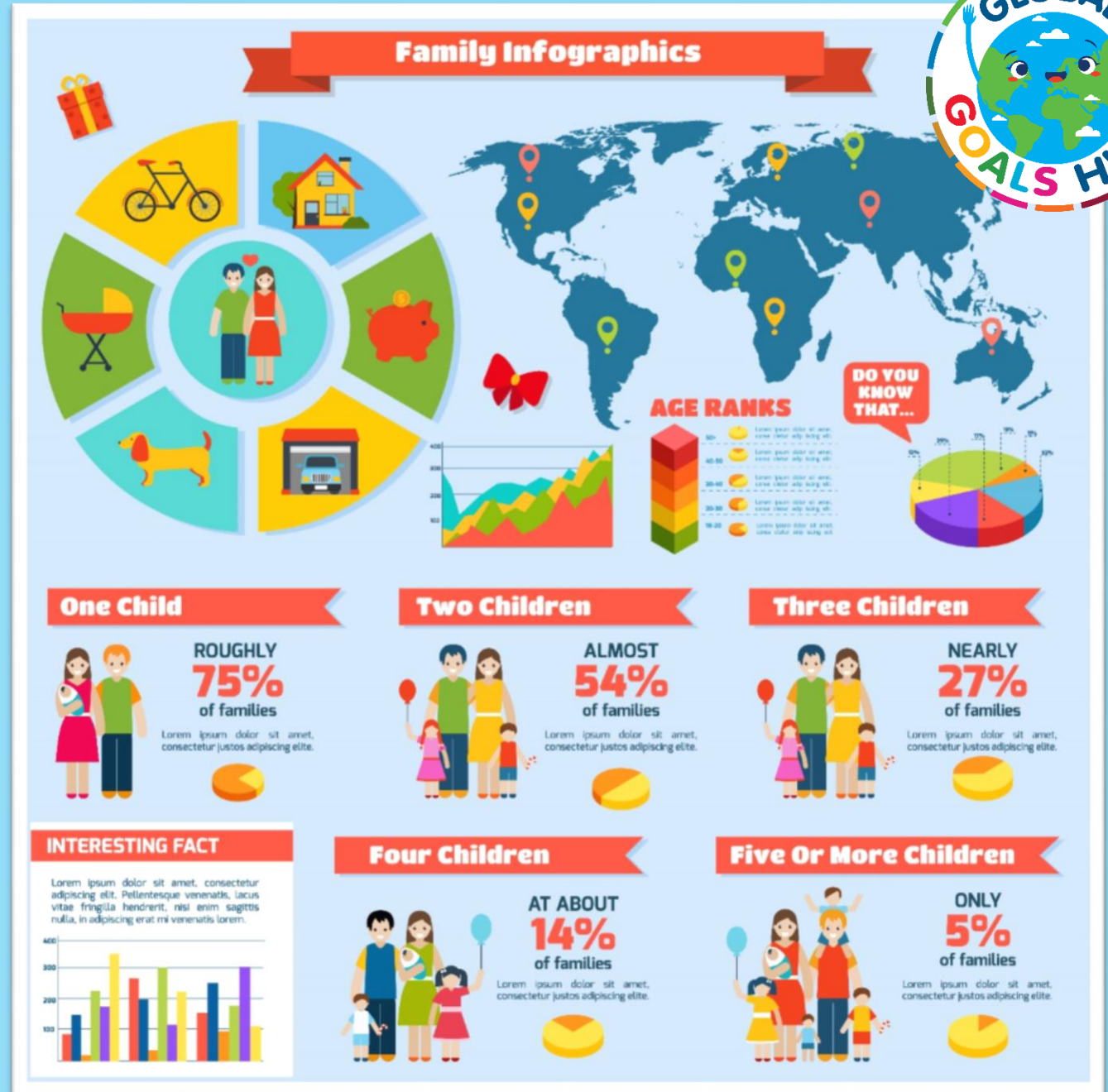
At 12.5 metres/41 feet, the whale shark is the longest fish in the world.

30

31

# Structure of an Infographic!

1. Title & Introduction
2. Data Sections
3. Visual Elements (charts, icons, maps)
4. Colors & Letters
5. Sources & Credits



# Design principles!

1. Keep it simple!
2. Important things first
3. Use a color palette
4. Nice lettering
5. Balance & spacing



# TIPS!

- “Choose a clear topic”
- “Find and collect information”
- “Design a plan”
- “Choose pictures & icons”
- “Check & make better”



## Asperger's syndrome

Educate yourself. End the stigma.

### What's Asperger's syndrome?

Asperger's syndrome is a condition that belongs in the autistic spectrum and affects the person's ability to interpret language and social cues, among other characteristics. Autism spectrum disorder (ASD) is a developmental disability caused by differences in the brain. It was described for the first time by Hans Asperger, an Austrian pediatrician.

### Signs and symptoms

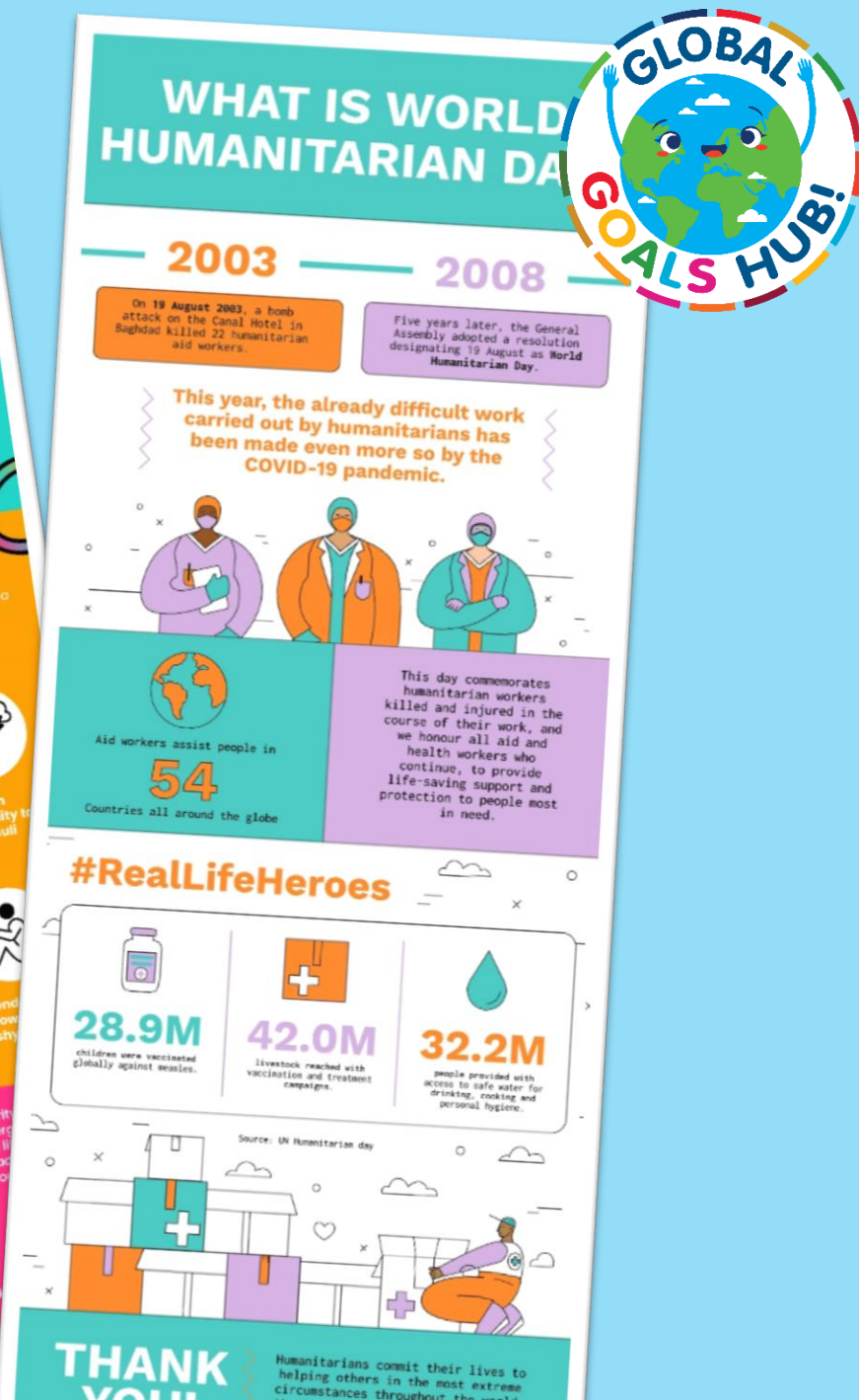
The symptoms of Asperger's syndrome are generally apparent after the time a child turns age 3, but may be diagnosed at a later age. Symptoms of Asperger's syndrome vary from person to person; no two symptom presentations are the same.

- Difficulties in social interactions
- Different speaking patterns
- Difficulties understanding body language
- High sensibility to stimuli
- Resistance to change
- Very literal comprehension and use of speech
- Hyperfixation on specific topics
- Talent towards specific skills

### Did you know...?

- 1 in 88 children has been diagnosed with an autism spectrum disorder
- Children are more likely to get diagnosed

Resources: JRF Hospital, NHS.uk



## WHAT IS WORLD HUMANITARIAN DAY

2003 — 2008

On 19 August 2003, a bomb attack on the Canal Hotel in Baghdad killed 22 humanitarian aid workers.

Five years later, the General Assembly adopted a resolution designating 19 August as World Humanitarian Day.

This year, the already difficult work carried out by humanitarians has been made even more so by the COVID-19 pandemic.

Aid workers assist people in **54** Countries all around the globe

This day commemorates humanitarian workers killed and injured in the course of their work, and we honour all aid and health workers who continue, to provide life-saving support and protection to people most in need.


### #RealLifeHeroes

- 28.9M** children were vaccinated globally against measles.
- 42.0M** livestock reached with vaccination and treatment campaigns.
- 32.2M** people provided with access to safe water for drinking, cooking and personal hygiene.

Source: UN Humanitarian day

## THANK YOU

Humanitarians commit their lives to helping others in the most extreme circumstances throughout the world.



Let's make  
an SDGs

# INFOGRAPHIC!



# These are our SDGs!



**7** AFFORDABLE AND CLEAN ENERGY

**8** DECENT WORK AND ECONOMIC GROWTH

**9** INDUSTRY, INNOVATION AND INFRASTRUCTURE

**10** REDUCED INEQUALITIES

**11** SUSTAINABLE CITIES AND COMMUNITIES

**16** PEACE, JUSTICE AND STRONG INSTITUTIONS

**17** PARTNERSHIPS FOR THE GOALS



Let's  
Try!

